


Micro-Pulse ICES® Model A9


System Components:



**Install Battery
as Shown**

**Insert Audio Plug
Firmly into Audio Jack**

Audio Plug



COILS



**COIL
Test
Chip**

**Test
COILS
with
Test
Chip**


Visit www.micro-pulse.com for instructional videos and documents

Experiment with coil placement and intensity

Place coils over injury area, use 2 to 8 hours



**Start with intensity
set to M or H**




**Hold COILS in place
with elastic bandage or
kinesiology tape**



COIL placement options

-- side by side

-- opposite sides



support@micro-pulse.com